




YORPOWER

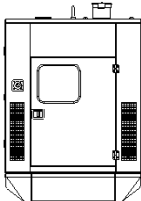
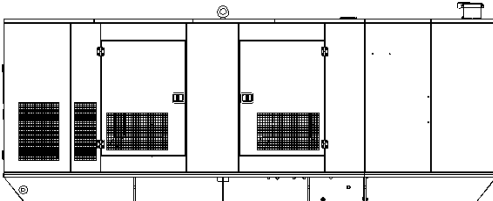
RATING	MODEL	ENGINE
450kVA Canopied Set	YZC450RSC	

GENERAL	
OUTPUT RATINGS 50Hz, 415V	
YZC450 Prime	450kVA, 360kW
YZC500 Standby	500kVA, 400kW
ENGINE	CUMMINS
ALTERNATOR	Newage Stamford



TECHNICAL DATA			
Engine Model	Cummins	RPM	1500RPM
Cylinders	6	Fuel Cons: 100% Load l/hr	97
Cubic Capacity	19 Litres	Fuel Cons: 75% Load	73
Aspiration	Natural	Cooling Air Flow : m ³ /min	NA
Engine Speed (RPM)	1500	Exhaust Gas Flow : m ³ /hour	1850
Fuel Tank Capacity	1020 Litres	Exhaust Gas Temp : °C	638
DBA @ 7M	71.8	DBA @ 1M	83.0

These ratings are suitable for Prime Continuous power output at varying load with no limitation on annual hours of operation.
The Generator will supply 10% overload for 1 in 12 hours.

GENERAL ARRANGEMENT	
	

DIMENSIONS AND WEIGHTS			
Length mm	Width mm	Height Mm	Weight inc Lube Oil Kg
4512	1500	2553	5535

We reserve the right to amend specifications without notice. All ratings are at standard ISO conditions

Registered Office:
Yorpower Limited
Unit 2, Hurricane Close
Sherburn In Elmet
LS25 6PB
UNITED KINGDOM



Certificate No: 1152

T: +44 (0) 1977 688155
F: +44 (0) 1977 688158
E: sales@yorpower.com
W: www.yorpower.com